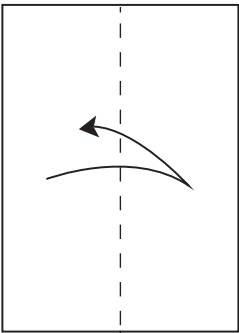


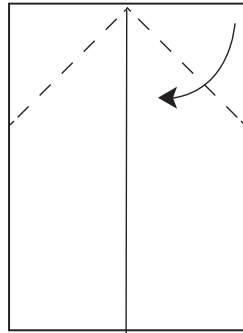
FLY IT YOUR WAY



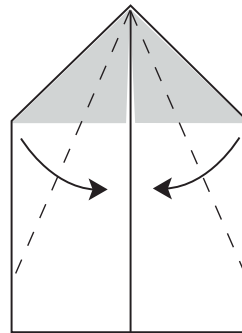
1. Fold the paper in half long ways.



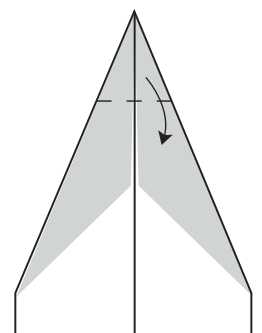
2. Fold the top corners down towards the middle.



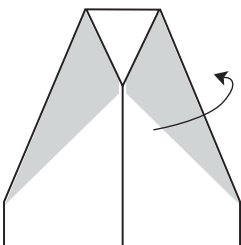
3. Fold the corners down again to make the wings.



4. Fold the nose down to reveal the triangle. No more than the triangle should show.



5. Fold the whole plane in half long ways.



6. Fold the wings down on both sides along the fold lines.

